

FORM<sup>®</sup>

AT WOOD

BRAND PRESENTATION



1  
2  
3  
4  
5  
6  
7  
8  
9

# FORMI<sup>®</sup> AT WOOD

## AGENDA OF THE PRESENTATION

1. FEW WORDS ABOUT THE BRAND
2. HOW OUR PRODUCTS ARE MADE
3. DECORATIVE PANELS OFFER
4. COLORS AND WOOD SPECIES
5. HOW TO DESIGN, COUNT AND PRICE PANELS
6. POSSIBLE APPLICATION – WHERE TO USE THE PANELS
7. ASSEMBLY – HOW TO FIX THE PANELS
8. ACOUSTIC SERIES - NOVELTY ON THE MARKET
9. CASE STUDY - SAMPLE PROJECTS FROM OUR CLIENTS



1  
2  
3  
4  
5  
6  
7  
8  
9

# FORM<sup>®</sup> AT WOOD

## FEW WORDS ABOUT THE BRAND

FORM AT WOOD  
DESIGNED TO TOUCH

AND MORE....



FORM AT WOOD IS A BRAND FOCUSED ON DEVELOPING INNOVATIVE SOLUTIONS MADE OF SOLID WOOD.

- ALL PRODUCTS ARE BASED ON RESEARCH AND DEVELOPMENT WORKS.
- ALL DEVELOPED PATTERNS ARE RESERVED UNDER INTERNATIONAL INTELLECTUAL PROPERTY LAW.
- ALL PRODUCTS ARE MADE WITH THE BEST QUALITY MATERIALS FROM SUSTAINABLE FOREST MANAGEMENT.
- PANELS ARE AWARDED WITH THE MOST PRESTIGIOUS AWARDS IN THE WORLD OF DESIGN.

THE CONCEPT OF PRODUCT DEVELOPMENT IN THE COMING YEARS:

**DESIGNED TO TOUCH** – primary group of products – decorative panels.  
fine executed panels for feeling of pleasure in the touch of wood and its warmth

**DESIGNED TO ABSORB** – products for specialists – acoustic panels.  
wooden, certified acoustic panels with the highest class of sound absorption on the market

**DESIGNED TO GLOW** – coming in the future – glowing panels  
developed to further emphasize the spatiality of the panels and the beauty of wood



**GERMAN  
DESIGN  
AWARD  
SPECIAL  
2021**



**DESIGN  
AWARD  
2021**

1  
2  
3  
4  
5  
6  
7  
8  
9

# FORM<sup>®</sup> AT WOOD

## HOW OUR PRODUCTS ARE MADE

### WOOD SELECTION

All the timber in our workshop comes from sustainable forestry and is carefully selected to get rid of any imperfections. Thanks to the cooperation with companies producing furniture and floors, we are able to optimally use this valuable material and not waste any plank, creating a fully ecological product.



1  
2  
3  
4  
5  
6  
7  
8  
9

# FORMI<sup>®</sup> AT WOOD

## HOW OUR PRODUCTS ARE MADE

### CRAFTSMANSHIP

Although our production is based on precise CNC machines, thanks to our team, the final product is so pleasing to the eye and to the touch. Our team controls each process and takes care of the finish of the product, because it is the details that determine the quality.



1  
2  
3  
4  
5  
6  
7  
8  
9

# FORM<sup>®</sup> AT WOOD

## HOW OUR PRODUCTS ARE MADE

### HANDMADE

Each panel is hand sanded, oiled and polished. Thanks to this, we are sure that only the highest quality panels are delivered to customers. At the client's request, we also cut the panels to dimensions consistent with the design. Each panel is packed in a separate pocket in a cardboard box and fully secured for transport.



1  
2  
3  
4  
5  
6  
7  
8  
9

# FORMI<sup>®</sup> AT WOOD

## DECORATIVE PANELS OFFER

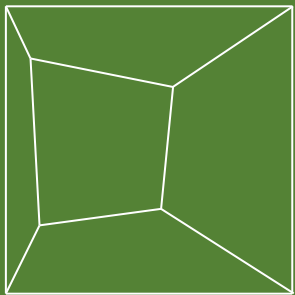
### PANEL CONSTRUCTION

All panels are made of a two-layer material consisting of waterproof plywood as the construction layer and the solid wood decor.

Each panel in our collection has all sides with a length of 25 cm, so you can combine all models with each other.



SOLID WOOD 3-18mm  
BIRCH PLYWOOD 12mm



250mm



1  
2  
3  
4  
5  
6  
7  
8  
9

FORM<sup>®</sup>  
AT WOOD

designed to  
T O U C H

DECORATIVE PANELS OFFER

EDGE SERIES

[www.formatwood.com](http://www.formatwood.com)

FORM AT WOOD Sp. z o.o. Technologiczna 2, 45-839 Opole [info@formatwood.com](mailto:info@formatwood.com) +48 519 519 287




1  
2  
3  
4  
5  
6  
7  
8  
9

FORMI<sup>®</sup>  
AT WOOD

DECORATIVE PANELS OFFER

EDGE SERIES



PYRAMID



DIAMOND



PILLOW

1  
2  
3  
4  
5  
6  
7  
8  
9

FORMI<sup>®</sup>  
AT WOOD

designed to  
T O U C H

DECORATIVE PANELS OFFER

SMOOTH SERIES

[www.formatwood.com](http://www.formatwood.com)

FORM AT WOOD Sp. z o.o. Technologiczna 2, 45-839 Opole [info@formatwood.com](mailto:info@formatwood.com) +48 519 519 287

1  
2  
3  
4  
5  
6  
7  
8  
9

FORMI<sup>®</sup>  
AT WOOD

DECORATIVE PANELS OFFER

SMOOTH SERIES



CARO PLUS



CARO MINUS

1  
2  
3  
4  
5  
6  
7  
8  
9

FORM<sup>®</sup>  
AT WOOD

designed to  
T O U C H

DECORATIVE PANELS OFFER

DESIGNER SERIES

[www.formatwood.com](http://www.formatwood.com)

FORM AT WOOD Sp. z o.o. Technologiczna 2, 45-839 Opole [info@formatwood.com](mailto:info@formatwood.com) +48 519 519 287

1  
2  
3  
4  
5  
6  
7  
8  
9

FORMI<sup>®</sup>  
AT WOOD

DECORATIVE PANELS OFFER

DESIGNER SERIES



[www.formatwood.com](http://www.formatwood.com)

FORM AT WOOD Sp. z o.o. Technologiczna 2, 45-839 Opole [info@formatwood.com](mailto:info@formatwood.com) +48 519 519 287

1  
2  
3  
4  
5  
6  
7  
8  
9

FORM<sup>®</sup>  
AT WOOD

designed to  
T O U C H

DECORATIVE PANELS OFFER

FLAT SERIES

[www.formatwood.com](http://www.formatwood.com)


FORM AT WOOD Sp. z o.o. Technologiczna 2, 45-839 Opole [info@formatwood.com](mailto:info@formatwood.com) +48 519 519 287

1  
2  
3  
4  
5  
6  
7  
8  
9

FORMI<sup>®</sup>  
AT WOOD

DECORATIVE PANELS OFFER


FLAT SERIES




1  
2  
3  
4  
5  
6  
7  
8  
9

# FORMI<sup>®</sup> AT WOOD


## COLORS AND WOOD SPECIES




NATURAL OAK C04




C01



C02



C03



C05

BESPOKE – MADE ON ORDER



NATURAL AMERICAN WALNUT C04



NATURAL ASH C04



1  
2  
3  
4  
5  
6  
7  
8  
9


# FORM<sup>®</sup> AT WOOD

## HOW TO DESIGN, COUNT AND PRICE PANELS

The panels have been designed to be freely mixed and create unique compositions.

The example on the side shows an elementary application of square-shaped panels in 4 different compositions, which are decisive in terms of the appearance and price of the panels.

Thanks to this, the designer and the customer have the opportunity to adjust a composition that will be attractive for the project - both visually and in terms of the budget.



\*Due to the different prices of materials, the price ratio is not precise and is only intended to help estimate the budget.


1  
2  
3  
4  
5  
6  
7  
8  
9

# FORM<sup>®</sup> AT WOOD

## HOW TO DESIGN, COUNT AND PRICE PANELS - EXAMPLES

Take a look at some of the great projects made by interior designers.

Mixing different panels is not only about saving. Our clients have already proved that it is possible to create various compositions that become light and unique. We have never had two similar projects, one of the panels' most significant advantages - they allow you to create a one-of-a-kind wall that will stand out from other materials.



1  
2  
3  
4  
5  
6  
7  
8  
9

# FORM<sup>®</sup> AT WOOD


## POSSIBLE APPLICATION – WHERE TO USE THE PANELS

- RECEPTION AREAS
- OFFICE CORRIDORS
- CUSTOM SOLUTIONS
- BED HEADRESTS
- STAIR CASES
- ENTRANCE AREAS
- LIGHT INSTALATIONS
- STORE EXHIBITIONS

Our panels help to solve many problems faced by designers.

Thanks to their optimal sizes, modularity, high-quality workmanship, they will make your project stand out.

Panels will not cause any problems in assembly and will add a natural character thanks to the uniqueness of the materials.



1  
2  
3  
4  
5  
6  
7  
8  
9


# FORM<sup>®</sup> AT WOOD

## POSSIBLE APPLICATION – WHERE TO USE THE PANELS

- TV FEATURE WALLS
- WARDROBES
- BAR FRONTS
- CLOTH HANGERS
- ART COMPOSITIONS
- LIBRARIES
- OFFICE LOBBIES
- HOME CINEMAS

Endless possibilities of shaping patterns and colors will allow you to create an outstanding design for your project, make an impression on your surroundings and emphasize the uniqueness of your space.

It is strongly recommended to think over the proper lighting of the exhibition, which will further enhance the strong accent created from the 3D forms.



1  
2  
3  
4  
5  
6  
7  
8  
9


# FORM<sup>®</sup> AT WOOD

## ASSEMBLY – HOW TO FIX THE PANELS

- The substrate should be stable, dry, and clean from all dirt, greasy stains, and dust
- Wall panels should be installed after completing any wet renovation works in a room with a secured floor
- Correct air humidity is 45% - 65%
- Correct room temperature 18-22 degrees Celsius
- Before installation, it is necessary to acclimatize the panels to the room's conditions.



1. Leaving the cartons open for 48 hours so that the panels can adapt to the climatic conditions.



2. Applying the adhesive evenly over the entire surface of the panel.



3. Application and pressing the panel in a suitable place on the wall.



4. Clean off dust and dirt with a dry microfiber cloth. Polishing.




1  
2  
3  
4  
5  
6  
7  
8  
9

FORM<sup>®</sup>  
AT WOOD

## ACOUSTIC SERIES - NOVELTY ON THE MARKET

FORM AT WOOD design in acoustic wooden panels joint the acoustic and aesthetic performance for the best customer experience. Noise pollution, based on the WHO recommendations, is one of the most common problems in the modern world. Acoustic panels, which reduce the reverberant noise, allow to decrease this issue, while combined with the visual, the Hexago CM-D panels provide unique and practical features. Thanks to the innovative set of materials – high-quality wooden perforated overlay in the 3rd -degree curves and ecological recycled-based materials sound absorbing core the Hexago panels receive extraordinary acoustic properties. They join the low-mid frequency absorption and high-frequency diffusion achieved due to the 3D front panel shape. The perforation pattern was designed to optimize the acoustic performance of the absorption side while keeping the visual side non-disturbed. The final form of the panel joins both functional and aesthetic properties for the most demanding interiors, where both visual and practical sides are essential. This is the world's first panel based on wooden overlays and perforation mechanism with this kind of diffusive and absorptive properties.



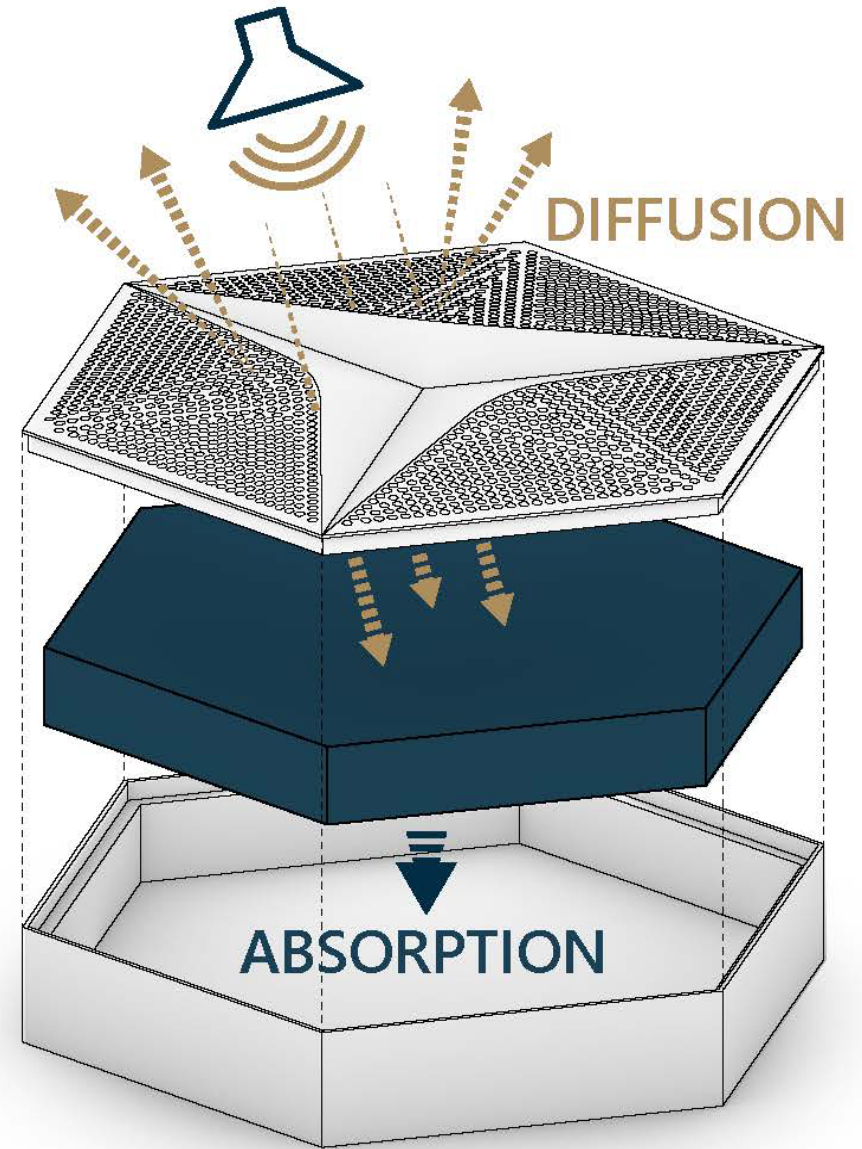

[www.formatwood.com](http://www.formatwood.com)

FORM AT WOOD Sp. z o.o. Technologiczna 2, 45-839 Opole [info@formatwood.com](mailto:info@formatwood.com) +48 519 519 287

1  
2  
3  
4  
5  
6  
7  
8  
9

# FORMI<sup>®</sup> AT WOOD


ACOUSTIC SERIES - NOVELTY ON THE MARKET



# FORM<sup>®</sup> AT WOOD

## ACOUSTIC SERIES - NOVELTY ON THE MARKET

- sound absorption class A-D (EN ISO 11654)
- suitable for office spaces, conference rooms, hotel lobbies, home cinemas, theatres, and many more...
- perfect sound absorption in the speech bandwidth
- increase in the STI – speech transmission index
- can be mixed with eco-friendly and recyclable material such as PET fiberboards and fiberglass
- compact modular hexagonal construction, side length 250mm, thickness 92mm





1  
2  
3  
4  
5  
6  
7  
8  
9

# FORM<sup>®</sup> AT WOOD

THANK YOU FOR THE ATTENTION

FOLLOW OUR SOCIAL MEDIA TO SEE MORE



form\_at\_wood



form-at-wood



formatwood

[www.formatwood.com](http://www.formatwood.com)

FORM AT WOOD Sp. z o.o. Technologiczna 2, 45-839 Opole [info@formatwood.com](mailto:info@formatwood.com) +48 519 519 287